














Key

-  Rear garden relationship to site
-  Buffer to existing development
-  Existing access through boundary
-  Potential to connect to existing drainage
-  Ditch
-  Enhance existing boundary planting
-  Key view to Blewburton Hill
-  Views across countryside
-  Limited views of paddock
-  ① New public open space
-  ② Potential to create a green link
-  ③ Maintain and enhance existing field boundaries
-  ④ Change in site conditions

